

Horizon Residential Range

Wideline's residential range of windows and doors

**Wideline**



*Windows and Doors*

*Worth a closer look.*

Enhance your view



Alkira Homes

# Wideline, Smart Choice!



## *More and more Australians are choosing Wideline.*

As one of the largest privately owned and operated manufacturer's of windows and doors, our commitment is focused on meeting the many and varied needs of architects, builders and homeowners.

We do this through our Customer Commitment and Care Values:

- quality of design and manufacture using the very latest techniques and technology
- using only the highest grade of materials
- Quality Control at every stage
- exceeding the standards of relevant Australian building authorities
- research and development that allows us to be at the forefront of design and innovation
- real pride in the products we offer and the way they are made
- value for money
- backing our products with a 10 year written guarantee
- being in touch with our customer needs and expectations
- being a member of the Housing Industry Association (HIA) and the Master Builders Association (MBA)
- ensuring our windows are continually tested by the Council of National Association of Testing Authorities (NATA)

To give you absolute peace of mind.





# Index

---



<i>Aluminium Product Features</i>	2
<i>Planning Your Windows &amp; Doors</i>	3
<i>Sliding Windows</i>	4
<i>Double Hung Windows</i>	5
<i>Awning Windows</i>	6
<i>Bay Windows</i>	7
<i>Louvre &amp; Sashless Windows</i>	8
<i>Custom Windows</i>	9
<i>Combination Sliding Door &amp; Window</i>	10
<i>Sliding &amp; Stacking Doors</i>	11
<i>Entry Doors and Frames</i>	12
<i>Bi-Fold Doors</i>	13
<i>Accessories &amp; Options</i>	14
<i>Product Maintenance</i>	16

# Aluminium Product Features



*A very versatile material, aluminium is both light and strong. This allows window and door frames to be robust, with sashes and fittings to be neat and unobtrusive.*

Wideline aluminium windows and doors are fabricated from their unique extrusion profiles which incorporate features such as the torsion box for added strength to overcome the problem of bowed jambs. This registered design is another example of Wideline's innovation and commitment to research and development.

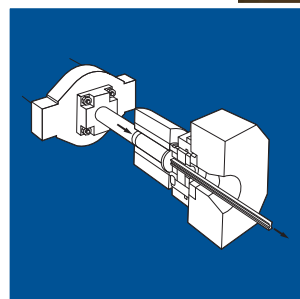
An outstanding aspect of Wideline's range is the ability to couple different products whilst maintaining uniform sight lines.

Wideline's aluminium window and door frames are pre-finished in a range of durable colours which are applied in accordance with Australian Standard AS3715/89. The powder coat finish is suitable for a variety of environmental conditions.

Wideline has its own powder coating facility and finishes its own products onsite.



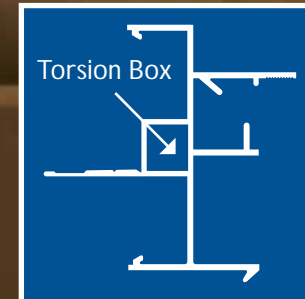
*Extrusion Process*



*Powder Coating Process*



*Extrusion Profile*



*Environmental Flexibility*





# Planning your Windows & Doors



*Windows and doors are such integral parts of the home that they can have a profound effect on the look and feel they create.*

- Should you choose aluminium or timber?
- What type of window or door do you need – double hung, sliding, awning, hinged or bi-fold?
- What type of glass is best suited for you?
- Should you consider energy efficiency or sound insulation?
- Have you considered options such as locks, screens and decorative bars?

Remember that windows and doors can be both functional and decorative.

Windows let in air and light and also act as a frame for your view of the outside world.

The right style of door can give you the freedom of opening up your home when you need space, while your front door can become an appealing and inviting entry that adds value to your home.

With over 35 years' experience, Wideline makes selecting the correct window or door easy – just visit your nearest showroom and our highly trained staff will lead you step by step through the process of selecting the best product for your home.



# Sliding Windows



*One of the most popular Wideline windows for houses and home units is the traditional sliding window, and for good reason. Wideline sliding windows are renowned for the following benefits:*

- High performance interlocking mullions for added strength and durability.
- Deep weatherproof seal.
- Easy to open and close.
- Smooth, quiet sliding action.
- Integrated insect screens.
- Provides good airflow.
- Choice of height adjustable security key locks.

Our sliding windows have been designed to provide excellent access to screens and sill sections for cleaning.

When selecting a Wideline sliding window there is a choice of various sill capacities. For building sites with extreme weather exposure such as coastal areas, Wideline recommends the self draining sill incorporating a sub-sill which is available in a higher water carrying capacity.

Wideline's aluminium sliding windows come in a wide range of fashion colours, so there is sure to be a colour that will match or contrast with your exterior building material or style, curtains, carpets, furnishings or interior paint scheme.





## Double Hung Windows

---



*Whether building your new home or renovating, Wideline has a range of double hung windows to complement your home.*

Designed to be simple to use, Wideline's double hung windows incorporate a unique balance system allowing minimal effort to raise or lower.

The sashes are guided in a deep weather-pile for smooth, quiet operation, which also provides internal protection from the elements.

Available with a traditional cam lock or key lock for your added security.

The ability to open both the top and bottom part of Wideline's double hung windows means that hot air can escape and cool air can take its place. When it is raining, you can also open any top sash protected by the eaves of the house to keep fresh air moving through your home.

You can individualise your windows and add a unique character to your home with the addition of colonial or endeavour bars applied in popular grid patterns such as federation, tudor or traditional colonial.



# Awning Windows



*Awning windows are hinged at the top and operated by a winder at the window sill. They are an excellent weathershielding window – they can be opened for ventilation and still provide weather protection.*


Their architectural lines offer a clean, balanced appearance which is pleasing to the eye. Awning windows are ideal for looking out over pool areas, shrubberies and other interesting garden features.

Awning windows have a strong external frame, which makes them ideal for use in buildings over 10 metres or in high wind areas.

The full perimeter sash seal offers maximum weather protection as well as reducing air infiltration which has a significant impact on sound intrusion and energy efficiency.

Wideline can advise on a number of glass options to improve acoustic and energy performance in a variety of circumstances.

For improved security and comfort, Wideline offers a key locking system as well as insect screens for effective protection.





## Bay Windows



*Elegant and attractive, Wideline's bay windows add an exceptional sense of space and light to your home. They serve to bring the outside in, adding a fresh and natural touch to any room.*

Wideline's aluminium bay windows are available in 135° and 90° configurations. They can be combined with our entire range of products such as awning, double hung and sliding windows and doors. The bay window can be floor to ceiling; in such cases the window is glazed with grade 'A' safety glass in accordance AS1288 (Australian Standard for glass in buildings). In general, the bay window can be manufactured in a wide range of heights and widths.



# Louvres & Sashless Windows



*Wideline's wonderful choice continues with a whole new angle on letting in light and fresh air, in tune with year-round climate control.*

## Louvre Windows

Strong powder-coated aluminium frames with louvre blades available in two widths (152mm and 102 mm). A choice of glass, Western Red Cedar or extruded aluminium blades are available in a sturdy aluminium surround.

Each louvre blade is secured by unique injection-moulded clips that are silent, provide a weather-tight seal and won't corrode!

Louvre windows open up beautiful decorating choices. What's more, adding insect screens is a breeze!

## Sashless Windows

Wideline Sashless Windows are an intelligent choice for integrating your outside landscape with your indoors.

The sashless window gives the simple and sleek appearance of counterbalanced glass panes, you have the versatility to move panes concurrently and adjust room ventilation.

Multi-positional key locking at full or part-closed positions lets you air a room with regard to security, too!

Easy cleaning, increased energy efficiency and excellent sound properties complete the picture for the Sashless Window's winning ways.



# Custom Windows



*Combine your imagination and Wideline's expertise to create the size and shape of window you desire.*

Fixed semi-circular windows that embellish entry doors... Wideline can create them! Triangular, diamond, circular or raked windows that add points of interest throughout your home... Wideline can create them!

Functional windows, decorative windows, all can be enhanced by the use of leadlight, colonial bars and other treatments.


Wideline's low-maintenance custom windows are strong and durable and in a range of colours to suit your needs perfectly.

And how's this for an exciting way to stretch your imagination... acrylic or glass blocks! The ideal solution to privacy issues and a wonderful way to add a decorator touch in buildings of all designs and ages. They are available in a superb range of patterns and colours... acrylic or glass blocks open up a myriad of uses!


Circular



Hexagon



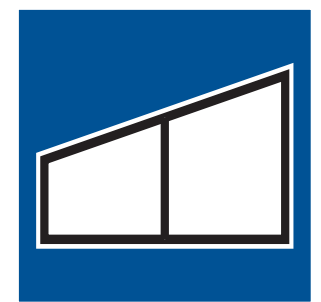
Octagon



Sunburst



Raked Heads



# Combination Sliding Door & Window



*The combination sliding door & window is useful in areas where space is at a premium, such as in units, bedsitters, mobile homes and motels. Any rooms that open onto balconies or verandahs are perfect for a combination sliding door & window.*

This offers a unique amenity to step outside and at the same time provides the practicality of window ventilation.

It provides the convenience of entry and ventilation in one unit, and the increased area of glass means that light floods into the room to brighten it up – this is particularly applicable when wall space is limited.

Standard door and window combinations are supplied with toughened safety glass and a motif (which is great when you have children who love to run through your home!) Security locks can also be fitted to these combination units as an optional extra for your added protection.

Wideline's aluminium combination sliding door and window range is available in a variety of coordinated colours to easily integrate into any decor.





# Sliding & Stacking Doors



*Wideline's sliding and stacking doors provide a greater use of floor space due to the unobtrusive sliding panel or panels. A wide opening can be achieved with these doors. They can be left open in strong breezes without the fear of slamming.*

## Sliding Doors

Wideline's sliding doors have an internal sliding panel that offers great security. They also feature a self-draining sill and seal to prevent water penetration and comply with the requirements AS2047 (Australian Standard for window and door performance). The self draining sill is available in a higher water carrying capacity incorporating a sub-sill which Wideline recommends for building sites with extreme weather exposure such as coastal areas.

The aluminium construction ensures high structural tolerances despite temperature and humidity changes. Manufactured for easy maintenance and durability, Wideline sliding doors are smooth and quiet in operation.

## Multi-Stacking Sliding Doors

When they're closed, the broad expanses of glass, up to 6 metres wide, give you uninterrupted outdoor views and flood your room with natural light.

When they're opened, the doors slide neatly away, one behind the other, for the ultimate in indoor outdoor entertaining. With three and six panel configurations available and a variety of panel widths, these doors suit just about any room size. These doors can also be screened.



# Entry Doors & Frames



*Whatever the style of your home, whether it be modern, federation or colonial, Wideline has a strong and durable aluminium entry door and frame system that will harmonise perfectly with the character of your home.*

Wideline offers a choice of single and double opening doors; overhead panels; sidelights incorporating glazed panels of clear, coloured, textured or custom glass; or panels of solid cedar. Wideline aluminium entry door frames are purpose designed with a recess to allow easy and neat fitment of safety screen doors.

In fact, flexibility and versatility are the keys to Wideline's success: you can select a new door for an existing frame, a new frame to accentuate a favourite door, or a brand new door and frame to set off your home. Personalise your own home by creating that unique entry to suit your style – be it glass bricks, louvres or double hung windows next to your entry door.

Wideline's aluminium entry frames offer greater security and the full perimeter seals provide weather protection.

A wide variety of lock sets are available in popular powder coat, chrome, or brass plated to complement the finish.





# Bi-Fold Doors



*Setting a trend, Wideline's stylish and practical bi-fold doors are a new solution when seeking free flowing access from indoors to your outdoor recreational areas.*

Wideline's robust design incorporates a universal overhead track and carriage system that allows a selection of panel widths up to 900mm wide and 2400mm high giving designers and home owners an excellent selection of design options.

Choose your preferred hardware finish, be it polished or satin chrome, natural polished brass or popular powder coating finish in your choice of colour.

Stainless steel carriage components are available for coastal applications.

For weather protection, these doors feature full perimeter seals, sturdy head and sill, and are only available in the open-out configuration.

Bi-fold doors also allow you to divide large areas into two. This helps with heating and cooling costs and allows for privacy and security when needed.




# Accessories & Options



Wideline offers a range of additional aesthetic features, as well as optional extras and a variety of safety and protection benefits to ensure your peace of mind.

- Wideline offers sturdy extruded insect screens that have been custom designed and manufactured to match our windows.
- A variety of hardware options are available – from powder coated finished to match your new door or window to architectural finishes such as satin chrome hardware.
- Colonial, heritage or federation bar layouts are available to customise your windows and doors.
- Double-glazing for the energy conscious through to tinted and laminated glasses, which minimise fading of your valuable furnishings as well as insulate your home from unwanted external noise intrusion.
- Choose from a variety of locks and safety screens that have been designed to help protect your home and deter potential intruders.
- Plastic wrap is available for all windows and doors to help protect the paint work, hardware and glass on each product during the construction stage.
- A wide range of colours is offered which includes 12 standard colours along with 12 secondary colours.
- Wideline offers various sill capacities to accommodate different climate regions. This will decrease the chance of water penetration to your home.
- Our semi-commercial aluminium entry frame material can surround all products within our range. This gives these products greater structural integrity with a more solid appearance.
- A range of glass options that cover security, safety, energy, acoustic and aesthetic requirements are available.
- Wideline manufactures an architectural range; *The Paragon* – using a 100mm mainframe



# Standard



Sliding Window Sash Lock  
Keylock Optional



Awning Winder – Lock and  
Extruded Insect Screen Optional



Sliding Door Handle  
Deadlock Optional



Double Hung Cam-Lock  
Keylock Optional



Entry/Bi-fold Lock



# Optional



Satin Chrome Waikato  
Available in Various Finishes



Hinged Safety Screen Doorlock




Sliding Door Handle  
Powdercoat finishes



Safety Door



Various Glass Options



# Product Maintenance



## *We are proud members of the Australian Window Association*

Wideline, is a founding member of the Australian Window Association (AWA). The Association was established to ensure that manufacturers produced windows that meet and preferably exceed stringent safety and structural standards. From material selection and workmanship quality to weather sealing and applied finishes, all aspects of production are scrutinised to ensure they meet the relevant Australian standards. The AWA label on every Wideline product means you can be confident our vast range has been tested, certified and guaranteed by independent inspectors accredited by the National Association of Testing Authorities (NATA).



*Wideline products are manufactured from the most suitable materials and finishes available and when properly maintained, will give many years of quality service.*

### **Builders/Home Owners Please Note**

When you are installing windows and doors there are some precautions you should take to ensure that the products will retain their ex-factory condition until installation is complete and the job handed over. Wideline products usually arrive on the site in a fully finished condition. However, they can be damaged through careless handling, and are particularly vulnerable when being installed in brick or concrete block construction.

### **Remember**

- Keep wet cement, mortar and brick-cleaning acid from contact with timber and aluminium (particularly if the finish is anodised), before, during and after installation.
- If accidentally splashed, wash off immediately with clean water, otherwise permanent staining or damage may occur.
- Do not use acid to remove mortar stains on window frames.
- Hose down brickwork to remove residual cleaning acid that may leach out and cause damage to the finish later.
- Do not place windows directly onto green concrete slabs.
- Keep the tracks of sliding windows and doors clear of sand and cement droppings.
- Do not use window frames to support planks or temporary scaffolding.
- Clean up when the job is complete with mild detergent and rinse with clean water.

### **Aluminium Products**

A good general rule is that aluminium should be washed to remove dirt deposits as often as it is necessary to wash windows.

Aluminium requires only minimum maintenance but, like your motor car, the finish may deteriorate if dirt, which collects on the surface, is allowed to remain unwashed over a period of time. This is because dirt absorbs moisture present in the atmosphere. Moisture can contain salt near the ocean or other impurities in industrial areas, and it is the combination of dirt and contaminated moisture that can cause deterioration of almost any surface finish.

In rural areas where normally there is very little contaminated moisture, you may not need to clean your aluminium fittings more than every six months. In industrial and coastal areas, washing at intervals of one to three months may be required – or even more frequently in locations close to the ocean or in heavily polluted industrial areas, especially where the windows or other product is sheltered from the washing effects of the rain.

To clean aluminium, use the mildest treatment you can which produces satisfactory results. Start with warm water, with soap or detergent. On anodised material try solvent cleaners (eg: kerosene, turpentine, white spirit), or non-etching chemical cleaners, or a wax-based polish cleaner. Never use harsh liquid chemicals, abrasive cleaners or steel wool.

### **Glass**

To clean clear float glass, wipe over the surface with a few drops of methylated spirits on a damp cloth, and then polish the surface dry with a lint free cloth. Proprietary glass cleaners are not recommended as some of them can cause damage to the silver backing on mirrors and the interlay of laminated glass. Ensure that all cleaning cloths are free of any abrasive substances.

Avoid causing extreme temperature changes as this may lead to thermal fracture of the glass (i.e. do not direct hot or cold water onto glass).



*Let Wideline windows & doors enhance your home inside and out by transforming a simple room into an exquisite setting*



# Contacts

Please visit a showroom below or contact one of our offices where a fully trained sales professional can help you make the right choice.

**National Number:**  
**1300 WIDELINE**

## Central Coast

Registered Head Office

174 Pacific Highway  
TUGGERAH

PO Box 378  
Wyong NSW 2259

Phone: 1300 943 354  
Facsimile: 02 4350 8429  
Email: sales@wideline.com.au

## Sydney

89 Victoria Road  
PARRAMATTA

PO Box 6473  
Parramatta Business Centre  
NSW 2150

Phone: 1300 943 354  
Facsimile: 02 8835 4400  
Email: sales@wideline.com.au

## Newcastle

154 Hannell Street  
WICKHAM NSW 2293

Phone: 1300 943 354  
Facsimile: 02 4978 8550  
Email: sales@wideline.com.au

# For Peace of Mind

## Wideline Guarantee

Your Wideline products are guaranteed against defects arising from faulty workmanship or materials for a period of ten (10) years from the date of delivery by Wideline, subject to the following conditions:

- a. The product has been installed in accordance with the relevant Australian Standards and recognised building practice.
- b. The product has been maintained in accordance with industry recommendations.
- c. The product has not been subject to misuse, physical abuse or neglect.
- d. Manufacturing standards and tolerances are not deemed defects, nor are industry variations in the colour of aluminium and timber componentry.
- e. Wideline accepts no responsibility for glass breakage (except for faulty workmanship or materials). Wire reinforced glass, toughened glass, float glass, laminated glass and mirror glass is guaranteed against defects and degradation for a period of three (3) years.
- f. Moving parts which wear out as a part of normal use are guaranteed for three (3) years.
- g. This guarantee is limited to the repair or replacement of the faulty product at the company's discretion but does not extend to the installation or refinishing of a replacement product.
- h. Finish failures or corrosion of aluminium or other components due to environmental conditions such as air pollutants, acid rain or other corrosive substances are defects which have arose due to the conditions and are therefore not the responsibility of Wideline.
- i. Corrosion, wear, or failure of standard components in seacoast applications (within 5 kilometres of coastal waters) is not covered under this warranty as deterioration is possible under climate conditions.
- j. Normal wear or discolouration of finishes including the tarnishing of brass is a result of conditions or applications and are therefore not the responsibility of Wideline.
- k. Only repairs carried out by Wideline personnel or authorised Wideline agents are covered by this guarantee.
- l. Claims under this guarantee should be made within one month of the defect arising in the product. Copies of documentation showing the purchase date of the product should be included with your written claim and forwarded to the nearest Wideline office.

This guarantee is in addition to all other rights and remedies in respect of this product to which you are entitled under the Trade Practices Act and similar State and Territory laws.

For the benefit of the consumer

[www.wideline.com.au](http://www.wideline.com.au)

*Please be sure to visit our comprehensive website;  
it features a window planning section to help you choose the right window for your  
home, as well as a comprehensive virtual showroom of our complete product range.*

© 2007 Wideline Pty Ltd. ABN 11 000 945 068 All products shown in this catalogue are representative of what can be achieved and are subject to individual finishes and installation techniques. Wideline Pty Ltd does not accept liability for the appearance of your finished product. Wideline Pty Ltd reserves the right to modify sizes and details without notice.

